

SOUTH AUSTRALIA

our impact

2025



SOUTH AUSTRALIA

AUSTRALIA

1 Responses by counsellors

9,046; 7%

128,998

2 Counselling sessions

5,031

75,759

3 Contacts outside regular working hours

5,290

86,017

4 Crisis/Safety interventions

447

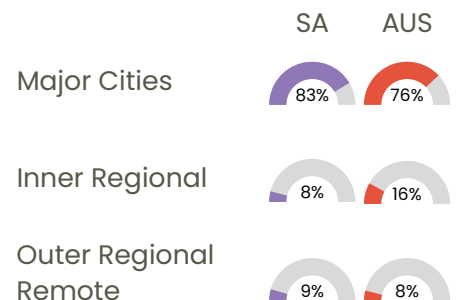
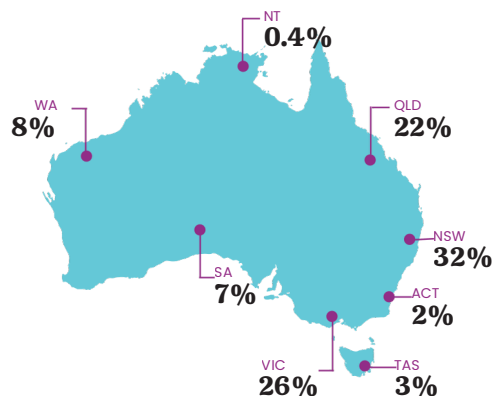
5,190

5 Students in Kids Helpline @ School sessions

7,859

143,751

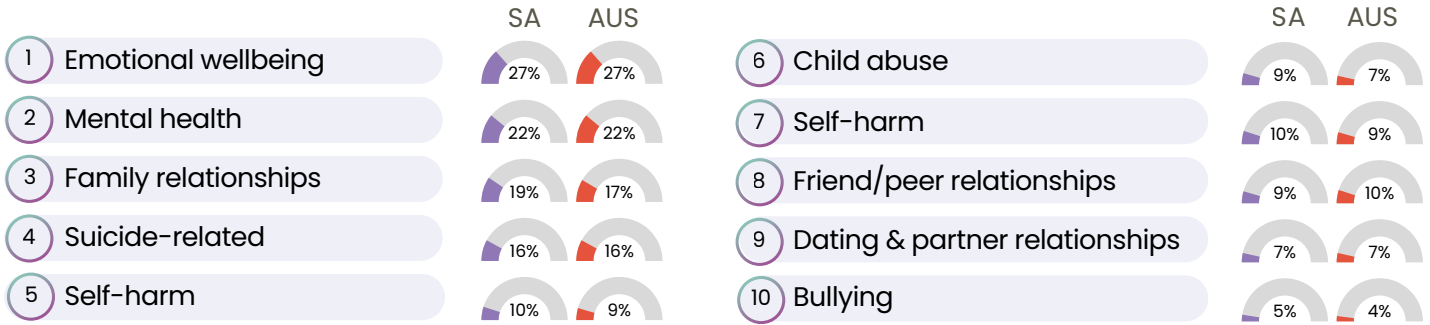
geographic distribution



all numbers are rounded to whole units

Kids Helpline's impact in South Australia

top concerns for young people

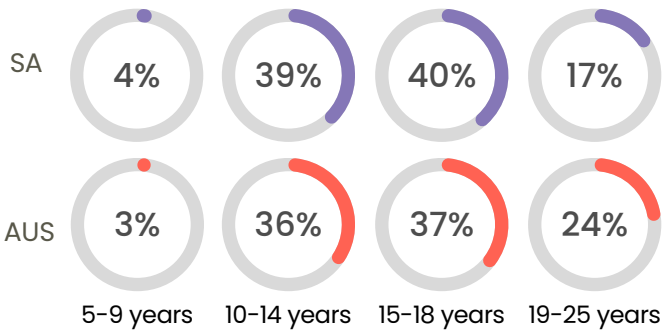


top crisis response contacts

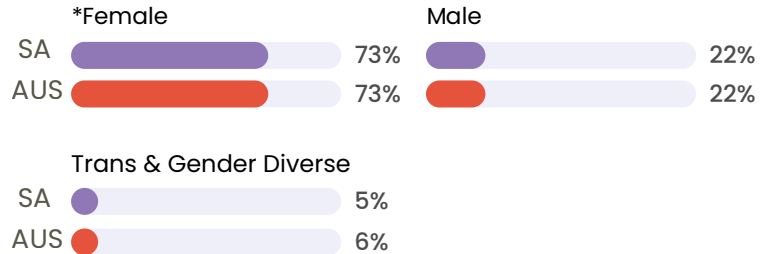


Crisis responses include contacts where counsellors engage with external services (e.g. police, ambulance, domestic and family services, homeless shelters etc.) to assist young people who have experienced harm or who they believe are at risk of harm.

ages of young people we helped

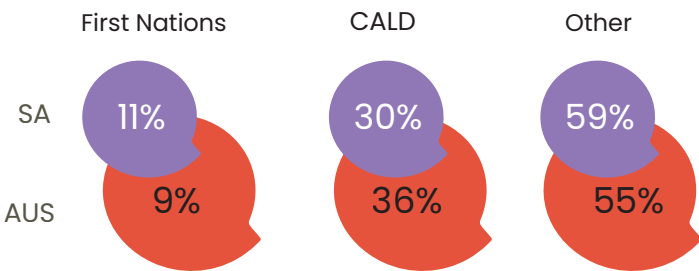


gender identification



*It should be noted that Kids Helpline data strongly indicates that females are more likely to reach out for help and this may not necessarily reflect that more females are experiencing crisis.

cultural background



how young people reach out

